

Median salary by region*

tenge

	2017	2018	2019	2020	2021
Republic of Kazakhstan	82 977	106 253	112 195	142 291	157 863
Akmola	81 279	93 658	99 815	125 620	145 115
Aktobe	82 016	100 566	110 611	142 015	152 033
Almaty	78 739	90 984	96 414	124 538	145 125
Atyrau	87 609	148 003	155 336	195 484	229 386
Batys Kazakhstan	78 183	98 395	97 332	125 259	149 057
Zhambyl	76 643	85 423	94 344	114 851	140 022
Karagandy	81 656	111 588	116 282	145 600	160 673
Kostanai	84 039	93 776	104 889	130 691	144 704
Kyzylorda	77 273	92 625	97 811	126 355	146 587
Mangystau	88 265	142 771	148 012	162 887	193 311
Ontustik Kazakhstan	77 958	88 758	-	-	-
Pavlodar	80 397	106 883	119 542	144 844	161 270
Soltustik Kazakhstan	78 650	90 997	94 262	119 447	132 100
Turkistan	-	-	90 102	119 810	145 393
Shygyz Kazakhstan	84 497	100 491	106 402	133 265	151 450
Nur-sultan city	121 250	155 713	157 367	200 074	216 544
Almaty city	103 895	135 427	141 442	160 082	190 190
Shymkent city	-	-	92 165	130 205	151 851

* Excluding small businesses engaged in business activities.

Brief methodological explanations

Unemployment rate – the percentage of the unemployed in the labor force, measured as a percentage.

Labor – a part of the population at the age established for measuring labor, providing the supply of labor for the production of goods and services. The labor force includes those employed in all types of economic activity and the unemployed.

Employed population – all persons of the corresponding age who, according to their condition, within a certain short period of one week, can be assigned to one of the following categories:

- «Hired (paid) employee»;
- «Self-employed worker.»

Employees – persons working under a contract of employment providing for payment (remuneration) in the form of salaries, bonuses, allowances, etc., or in kind.

Self-employment is employment in which the amount of remuneration directly depends on the income received from the production (sale) of goods and services (where own consumption is considered as part of the income).

Unemployed persons include persons of the age set for measuring labor, who in the period under review met simultaneously three main criteria:

- were without work (did not have a profitable occupation);
- actively engaged in its search;
- were ready to start work within a certain period of time.

Labor remuneration of statistics is a branch of labor statistics that reflects patterns and trends in wages of employees, its structural characteristics, regional, gender and other features that affect its level, differentiation, distribution and dynamics.

According to labor remuneration of statistics, 3 key indicators are tracked: the average monthly nominal wage, index of nominal wage, index of real wage.

The average monthly nominal wage is determined by dividing the amount of the accrued wage fund by the actual number of employees and the number of months in the reporting period.

The nominal wage index is a relative indicator characterizing the change in wages in the reporting period compared to the base period.

The real wage index is a relative indicator characterizing the change in nominal wages taking into account price changes in the reporting period compared to the base period. It is determined by dividing the nominal wage index by the consumer price index for goods and services.

Both indexes belong to the same time period.

Median salary is the size of wages that is in the center of the distribution of the number of employees by the size of the accrued salary and divides it into two equal parts – with wages below and above the median.

Do you need more information?

You can find all the main indicators of socio-economic development of the republic on the Internet resource of the Bureau of National statistics of the Agency for Strategic planning and reforms of the Republic of Kazakhstan www.stat.gov.kz.

The annual statistical collections «Wages in the Republic of Kazakhstan», «Employment in Kazakhstan» are available in the section «Official Statistics» / «Publications».

In the section «Official Statistics» / «By Industry» there are bulletins on statistics of employment, labor remuneration, also express information are posted.

Do you still have questions?

Contact the Department of Labor Statistics and Living Standards:

Belonosova Natalya
 Director of the Department
 Tel. +7 7172 749022
 E-mail: nat.belonosova@aspire.gov.kz

Our coordinates:

010000, Republic of Kazakhstan
 Nur-Sultan city, 8, Mangilik el avenue
 House of Ministries, Entrance 4
 Information service: +7 7172 749010, 749011
 Fax +7 7172 74 95 46
 E-mail: e.stat@aspire.gov.kz
 Internet resource: <http://stat.gov.kz>

Circulation: 300 copies.



Agency for Strategic planning and reforms
 of the Republic of Kazakhstan
 Bureau of National statistics

www.stat.gov.kz

Statistics of labour and employment



Do you know that...

- The unemployment rate in Kazakhstan according to the ILO methodology in 2021 was 4.9%.
 For comparison:
 Russia – 5.6%
 Germany – 4.0%
 France – 7.9%
- The average monthly nominal wage in Kazakhstan in 2021 amounted to 250311 tenge

In Kazakhstan, the formation of indicators on labor statistics is carried out in accordance with the recommendations and standards of the International Labor Organization (ILO).

The collection and publication of statistical information on labor is carried out in two directions: labor market indicators and labor remuneration indicators.

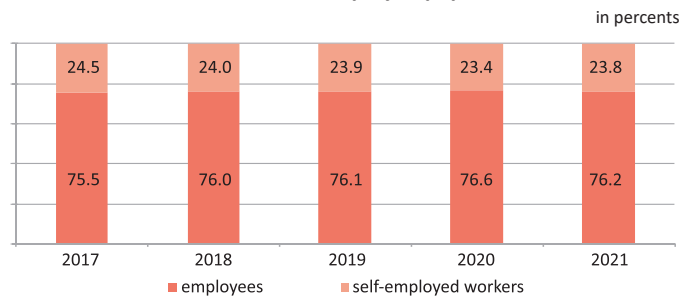
Sources of the formation of labor market indicators are materials from sample labor force surveys conducted throughout the republic.

Key labor market indicators

	Population aged 15 and over				
	2017	2018	2019	2020	2021
Labor force, thousand people	9 027.4	9 138.6	9 221.5	9 180.8	9 256.7
Percentage of labor force in the population	69.7	70.0	70.1	69.2	69.3
Employed population, thousand people	8 585.1	8 695.0	8 780.8	8 732.0	8 807.1
Wage-earners	6 485.9	6 612.5	6 681.6	6 686.6	6 710.2
Self-employed workers	2 099.2	2 082.5	2 099.2	2 045.4	2 096.9
Employment rate, percent	66.3	66.6	66.7	65.9	66.0
Unemployed population, thousand people	442.3	443.6	440.7	448.8	449.6
Unemployment rate, in percent	4.9	4.9	4.8	4.9	4.9
The youth unemployment rate, in percent (aged 15-28 years) *	3.9	3.8	3.7	3.8	3.8
Persons not included in the labor force, thousand people	3 927.3	3 907.3	3 934.0	4 076.8	4 093.3
Percentage of non-labor force in population, percent	30.3	30.0	29.9	30.8	30.7

* Age of attribution to youth in accordance with the Law of the Republic of Kazakhstan "On State Youth Policy".

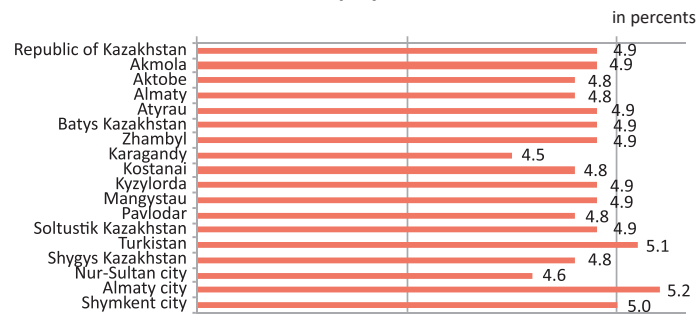
Structure of the employed population



Structure of the number of self-employed workers

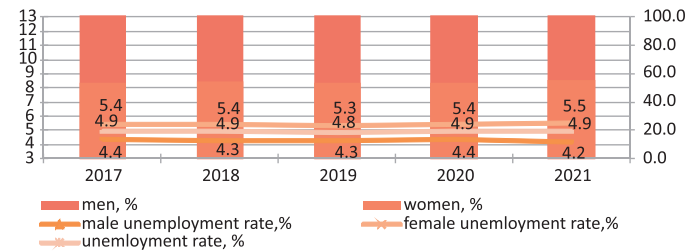
	in percents				
	2017	2018	2019	2020	2021
Self-employed workers	100	100	100	100	100
including:					
employers	5.9	5.3	5.3	5.8	6.0
independent workers	93.5	94.1	94.1	93.2	92.9
members of a production cooperative	0.1	0.2	0.3	0.6	0.5
unpaid family workers (farms)	0.5	0.4	0.3	0.4	0.6

2021 unemployment rate

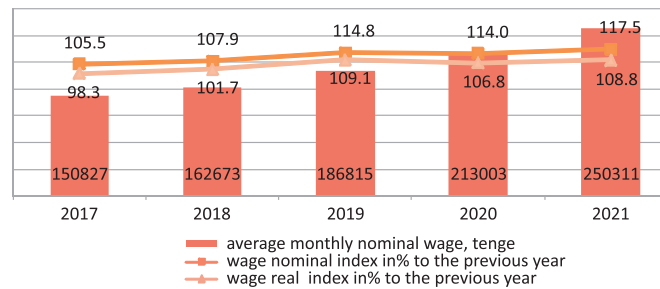


In the regional context, the highest unemployment rate in 2021 market in Almaty city – 5.2%. The lowest unemployment rate in Karaganda region 4.5%.

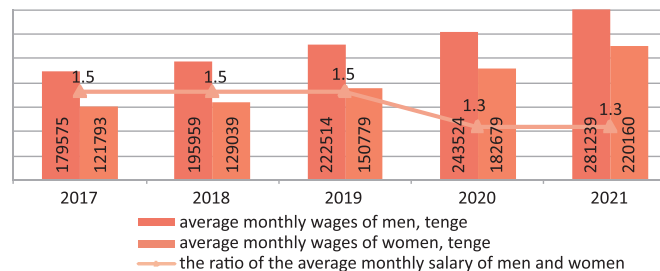
Unemployment population and unemployment rate by sex in 2021



Average monthly nominal wage*



Average monthly nominal wages for men and women*



Average monthly nominal wages by type of economic activity*

	tenge				
	2017	2018	2019	2020	2021
By total economical activities	150 827	162 673	186 815	213 003	250 311
Agriculture, forestry and fisheries	91 084	97 929	115 371	130 178	150 705
Industry	214 189	234 168	260 538	285 521	327 090
Mining and quarrying	341 775	371 637	415 584	450 809	503 930
Manufacturing industry	166 739	186 041	209 406	234 496	276 544
Electricity, gas, steam, hot water and air conditioning supply	145 392	156 591	170 009	186 423	213 455
Water supply; waste collection, treatment and disposal, pollution elimination activities	101 921	112 287	123 377	131 072	154 587
Construction	194 227	213 784	243 293	252 504	300 887
Wholesale and retail trade; car and motorcycle repair	145 698	159 091	175 387	186 243	217 783
Transport and storage	193 579	210 822	229 848	252 955	292 124
Provision of accommodation and meals	140 070	149 040	156 503	184 065	206 349
Information and communication	221 748	235 410	262 261	291 254	340 545
Financial and insurance activities	298 725	334 269	368 339	387 471	465 580
Real estate operations	147 620	157 342	166 223	183 468	188 520
Professional, scientific and technical activities	268 664	286 839	331 287	342 408	378 797
Activities in the field of administrative and support services	151 771	187 532	231 360	220 253	243 518
Public administration and defense; compulsory social security	125 247	134 835	157 152	185 666	208 859
Education	96 612	102 875	126 132	165 292	205 183
Health and social services	108 714	111 802	133 499	175 484	227 618
Arts, entertainment and recreation	119 164	127 685	149 241	162 480	160 499
The provision of other types of services	210 924	209 469	218 738	226 625	248 249

Average monthly nominal wages for 2021*

